


# 鐵氧體疊層片式磁珠 ( 超大電流型 ) FERRITE CHIP BEADS

## 鐵氧體疊層片式磁珠 ( 超大電流型 ) FERRITE CHIP BEADS

OPERATING TEMP.	-40~+85°C
-----------------	-----------



### ● 特征FEATURES:

- 在同樣的尺寸下較插裝磁珠可產生較高的阻抗值。
- 與傳統的磁珠不同，片式磁珠無引線，只要簡單的安裝到PCB板上就可抑制EMI和RFI。
- 磁珠的形狀和尺寸都符合EIA標準，可以利用SMT設備進行自動貼裝。
- A unique terminal electrode structure ensures ensures permissible current 6.0A (max).
- High impedance and EMI suppression effective over a wide frequency range.
- Suitable reflow and wave soldering.

### ● 應用APPLICATIONS

- 用于數據傳輸綫、信號綫、電源部分及回路的抗干擾。
- Digital videos、communication equipment、OA equipment and others.

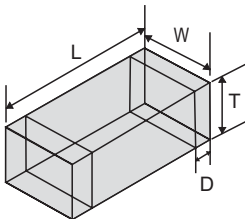
### ● 產品規格型號的表示方法 ORDERING CODE

CBM      201209      U      121      T  
①          ②          ③          ④          ⑤

① 產品代號 Product Code		② 規格尺寸 (L×W×T) (mm) Dimensions		③ 材料代號 Material Code	④ 阻抗(Ω) Impedance		⑤ 包裝方式 Packaging Style	
CBM	超大電流磁珠 MULTILAYER CHIP POWER BEADS	100505	1.0×0.5×0.5	U	實例 Example		T	卷帶盤裝 Tape & Reel
		160808	1.6×0.8×0.8		110	11	B	散裝 Bulk
		201209	2.0×1.2×0.9		300	30		
		321609	3.2×1.6×0.9		102	1000		
		322513	3.2×2.5×1.3					
		451616	4.5×1.6×1.6					
		453215	4.5×3.2×1.5					

### ● 外形尺寸 SHAPE AND DIMENSIONS

unit: mm(inch)



Part No.	L	W	T	D
100505 (0402)	1.0±0.15 (0.040±0.006)	0.5±0.15 (0.020±0.006)	0.5±0.15 (0.020±0.006)	0.25±0.10 (0.010±0.004)
160808 (0603)	1.6±0.2 (0.063±0.008)	0.8±0.2 (0.031±0.008)	0.8±0.2 (0.031±0.008)	0.3±0.2 (0.01±0.008)
201209 (0805)	2.0±0.2 (0.079±0.008)	1.2±0.2 (0.047±0.008)	0.9±0.2 (0.035±0.008)	0.5±0.3 (0.020±0.012)
321609 (1206)	3.2±0.2 (0.126±0.008)	1.6±0.2 (0.063±0.008)	0.9±0.2 (0.035±0.008)	0.5±0.3 (0.020±0.012)
322513 (1210)	3.2±0.2 (0.126±0.008)	2.5±0.2 (0.098±0.008)	1.3±0.2 (0.051±0.008)	0.5±0.3 (0.020±0.012)
451616 (1806)	4.5±0.2 (0.186±0.008)	1.6±0.2 (0.063±0.008)	1.6±0.2 (0.063±0.008)	0.5±0.3 (0.020±0.012)
453215 (1812)	4.5±0.2 (0.180±0.008)	3.2±0.2 (0.126±0.008)	1.5±0.2 (0.060±0.008)	0.5±0.3 (0.020±0.012)

• 電性能參數 ELECTRICAL CHARACTERISTICS

1005 TYPE

Part No.	Impedance( $\Omega$ ) At 100MHz	DCR ( $\Omega$ )Max	I <sub>r</sub> (A)Max
CBM100505U070	0~11	0.05	1.8
CBM100505U190	12~25	0.06	1.5
CBM100505U260	26±25%	0.08	1.3
CBM100505U300	30±25%	0.08	1.3
CBM100505U600	60±25%	0.10	1.0
CBM100505U101	100±25%	0.15	0.8
CBM100505U121	120±25%	0.15	0.8
CBM100505U151	150±25%	0.20	0.7
CBM100505U201	200±25%	0.25	0.7
CBM100505U301	300±25%	0.30	0.6
CBM100505U501	500±25%	0.40	0.5
CBM100505U601	600±25%	0.50	0.5
CBM100505U801	800±25%	0.65	0.3

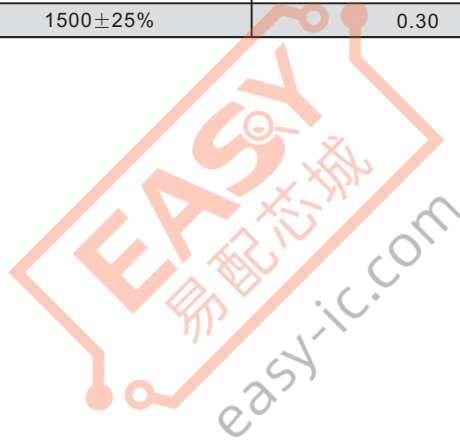
1608 TYPE

Part No.	Impedance( $\Omega$ ) At 100MHz	DCR ( $\Omega$ )Max	I <sub>r</sub> (A)Max
CBM160808U110	7~15	0.02	6.0
CBM160808U190	12~25	0.02	6.0
CBM160808U260	26±25%	0.02	4.0
CBM160808U300	30±25%	0.02	4.0
CBM160808U800	80±25%	0.06	2.5
CBM160808U101	100±25%	0.06	2.5
CBM160808U121	120±25%	0.065	2.0
CBM160808U151	150±25%	0.07	1.5
CBM160808U181	180±25%	0.07	1.5
CBM160808U221	220±25%	0.12	1.5
CBM160808U301	300±25%	0.18	1.0
CBM160808U501	500±25%	0.18	1.0
CBM160808U601	600±25%	0.18	1.0
CBM160808U801	800±25%	0.30	0.7
CBM160808U102	1000±25%	0.40	0.6
CBM160808U122	1200±25%	0.50	0.5
CBM160808U152	1500±25%	0.50	0.5
CBM160808U182	1800±25%	0.60	0.5
CBM160808U202	2000±25%	0.60	0.5

鐵氧體疊層片式磁珠 (超大電流型)  
FERRITE CHIP BEADS

2012 TYPE

Part No.	Impedance( $\Omega$ ) At 100MHz	DCR ( $\Omega$ )Max	Ir (A)Max
CBM201209U050	0~15	0.01	6.0
CBM201209U110	7~15	0.01	6.0
CBM201209U260	26 $\pm$ 25%	0.01	6.0
CBM201209U300	30 $\pm$ 25%	0.01	6.0
CBM201209U500	50 $\pm$ 25%	0.03	3.5
CBM201209U600	60 $\pm$ 25%	0.03	3.5
CBM201209U800	80 $\pm$ 25%	0.04	3.0
CBM201209U121	120 $\pm$ 25%	0.05	3.0
CBM201209U151	150 $\pm$ 25%	0.08	2.5
CBM201209U181	180 $\pm$ 25%	0.08	2.5
CBM201209U221	220 $\pm$ 25%	0.08	2.5
CBM201209U301	300 $\pm$ 25%	0.08	2.5
CBM201209U501	500 $\pm$ 25%	0.10	2.0
CBM201209U601	600 $\pm$ 25%	0.10	2.0
CBM201209U801	800 $\pm$ 25%	0.12	1.5
CBM201209U102	1000 $\pm$ 25%	0.12	1.5
CBM201209U122	1200 $\pm$ 25%	0.20	0.8
CBM201209U152	1500 $\pm$ 25%	0.30	0.6

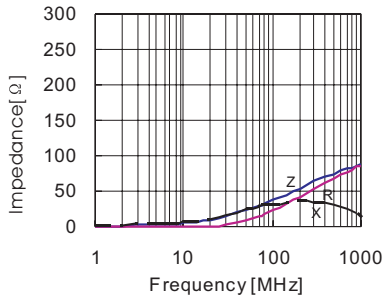


■ 鐵氧體疊層片式磁珠 ( 超大電流型 )

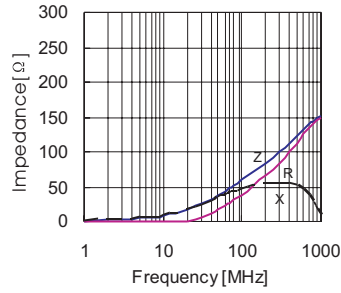
FERRITE CHIP BEADS

1005 SERIES

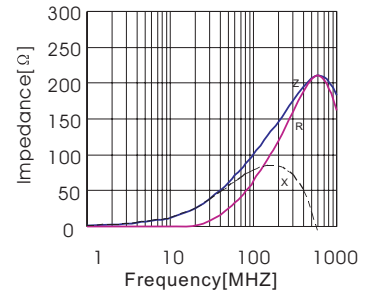
**CBM100505U300T**



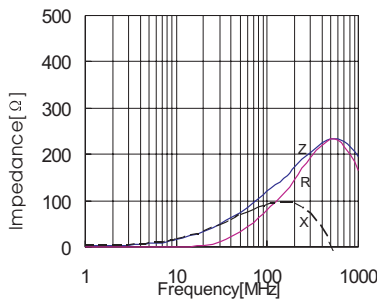
**CBM100505U600T**



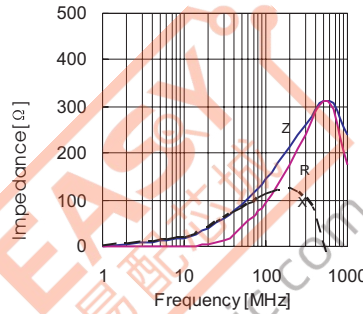
**CBM100505U101T**



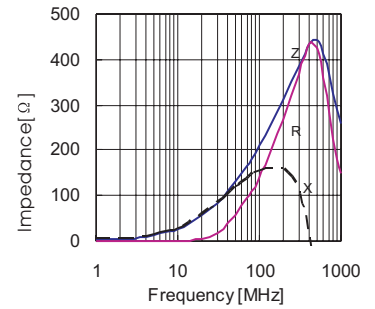
**CBM100505U121T**



**CBM100505U151T**

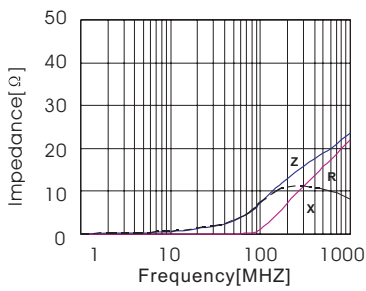


**CBM100505U201T**

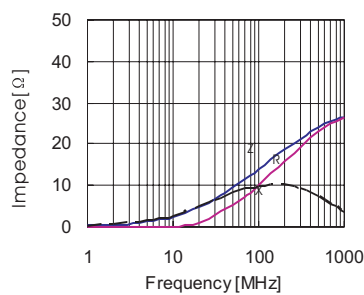


1608 SERIES

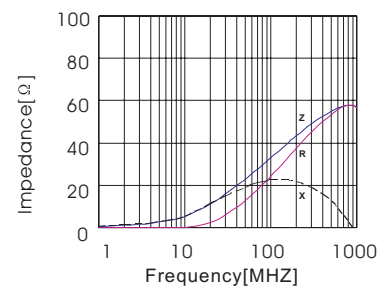
**CBM160808U070T**



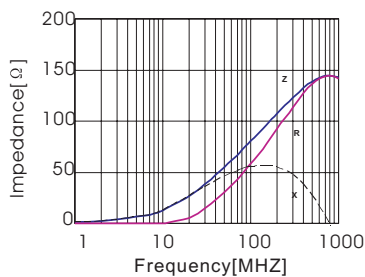
**CBM160808U190T**



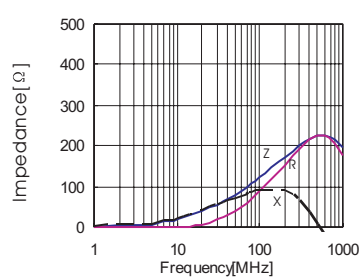
**CBM160808U300T**



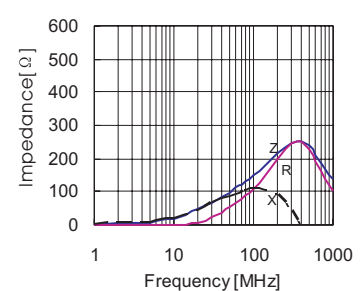
**CBM160808U800T**



**CBM160808U121T**

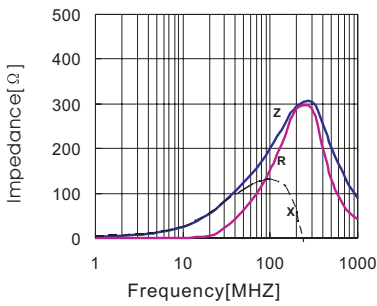


**CBM160808U151T**

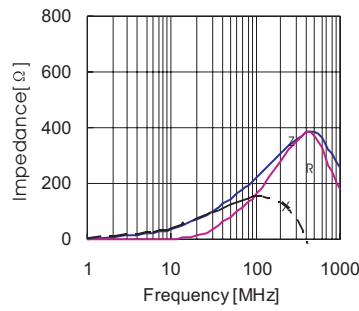


# 鐵氧體疊層片式磁珠 (超大電流型) FERRITE CHIP BEADS

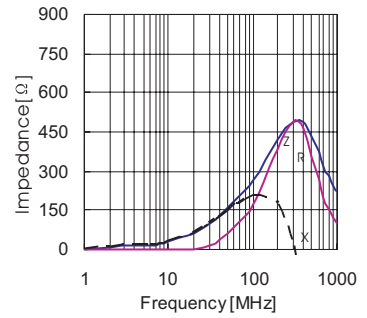
**CBM160808U181T**



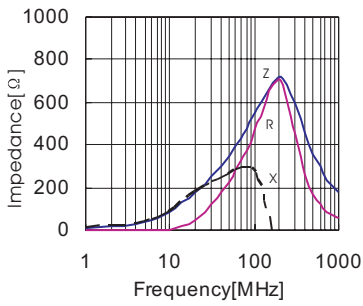
**CBM160808U221T**



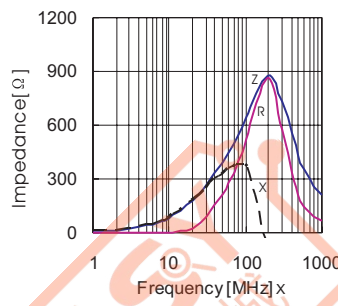
**CBM160808U301T**



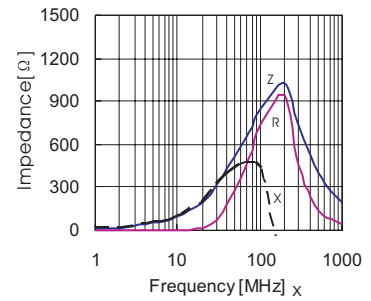
**CBM160808U501T**



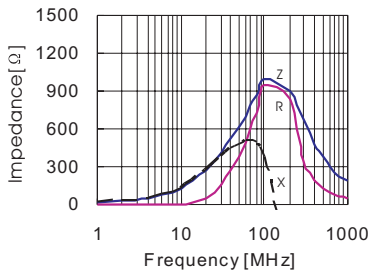
**CBM160808U601T**



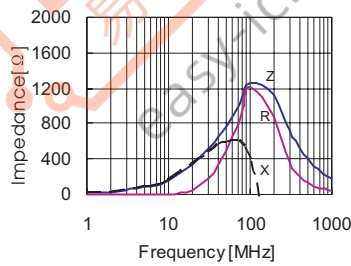
**CBM160808U801T**



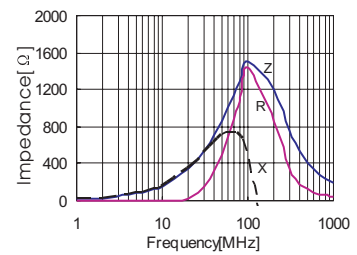
**CBM160808U102T**



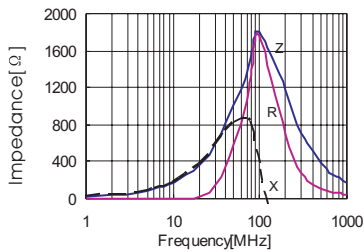
**CBM160808U122T**



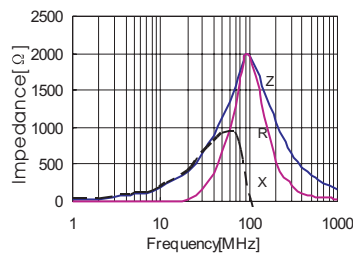
**CBM160808U152T**



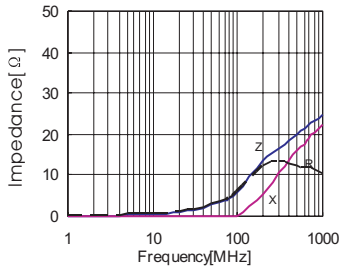
**CBM160808U182T**



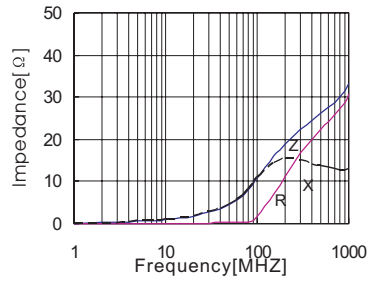
**CBM160808U202T**



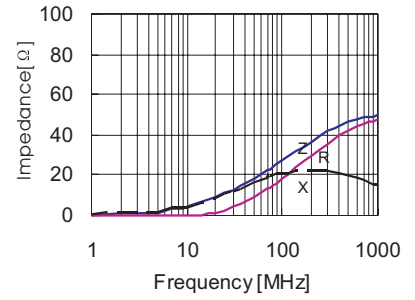
**CBM201209U050T**



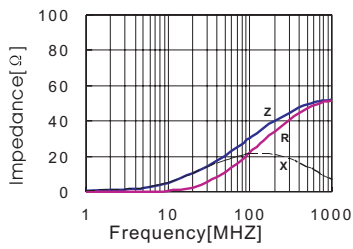
**CBM201209U110T**



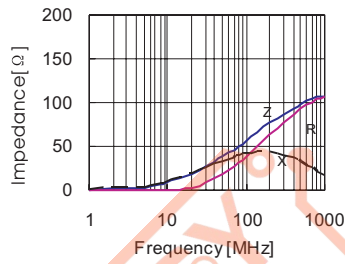
**CBM201209U260T**



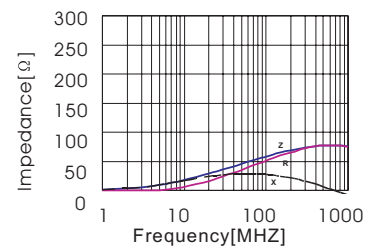
**CBM201209U300T**



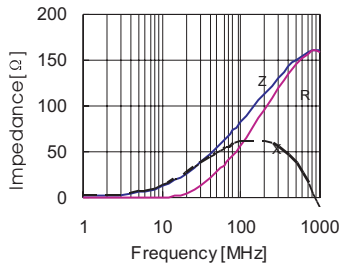
**CBM201209U500T**



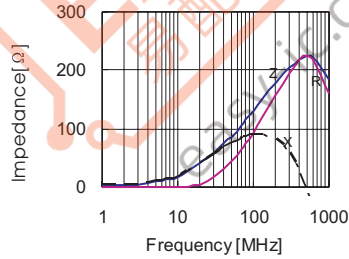
**CBM201209U600T**



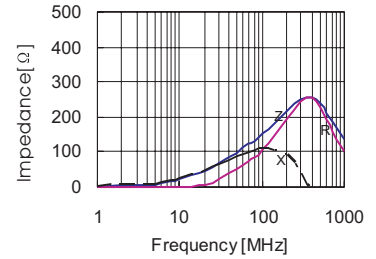
**CBM201209U800T**



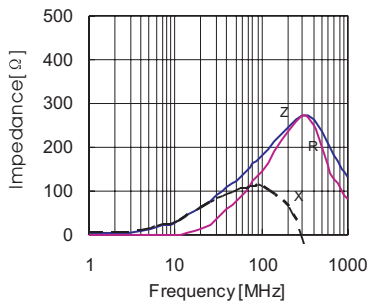
**CBM201209U121T**



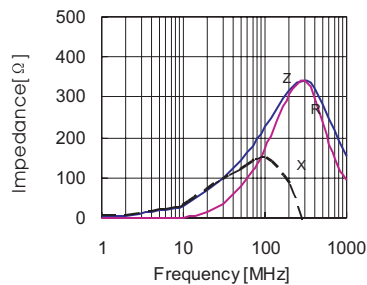
**CBM201209U151T**



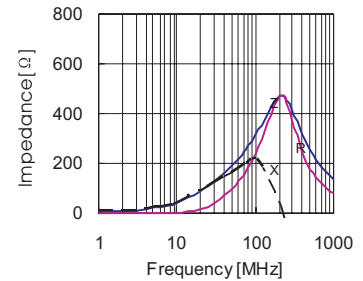
**CBM201209U181T**



**CBM201209U221T**

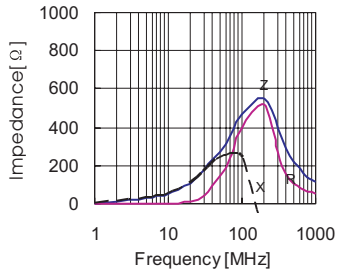


**CBM201209U301T**

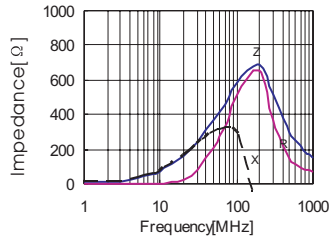


鐵氧體疊層片式磁珠 (超大電流型)  
FERRITE CHIP BEADS

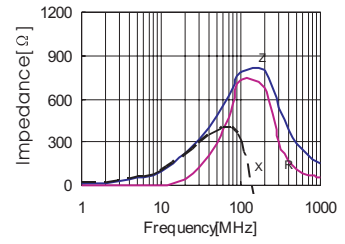
CBM201209U501T



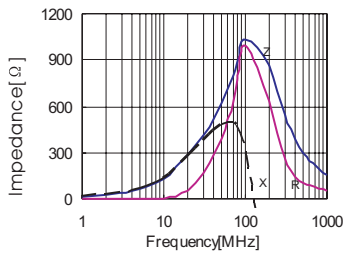
CBM201209U601T



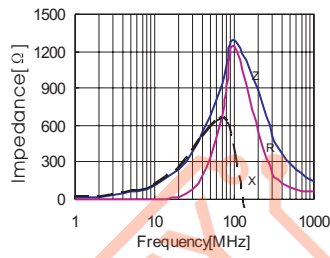
CBM201209U801T



CBM201209U102T



CBM201209U122T



CBM201209U152T

